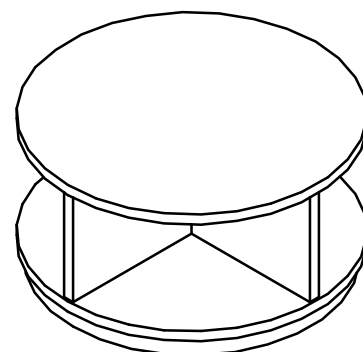


Warning :

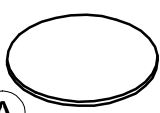
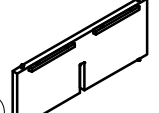
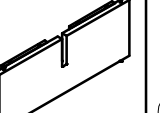
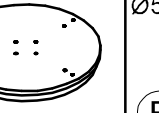
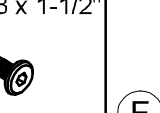
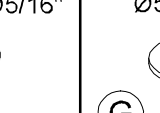

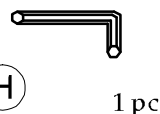

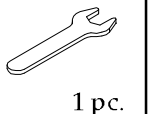
- Be sure to check all packing material carefully for small parts, which may have come loose inside the carton during shipment.
- To prevent possible scratches and damage, this furniture **MUST BE ASSEMBLED BY TWO PEOPLE** on a soft surface such as a blanket or carpet.

Important Use Information: We recommend using coasters, placemats and trivets when placing hot or cold containers on this item. It is also recommended to quickly cleanup any spills to minimize exposure to moisture. Doing so will prolong the life and look of the item for many years.

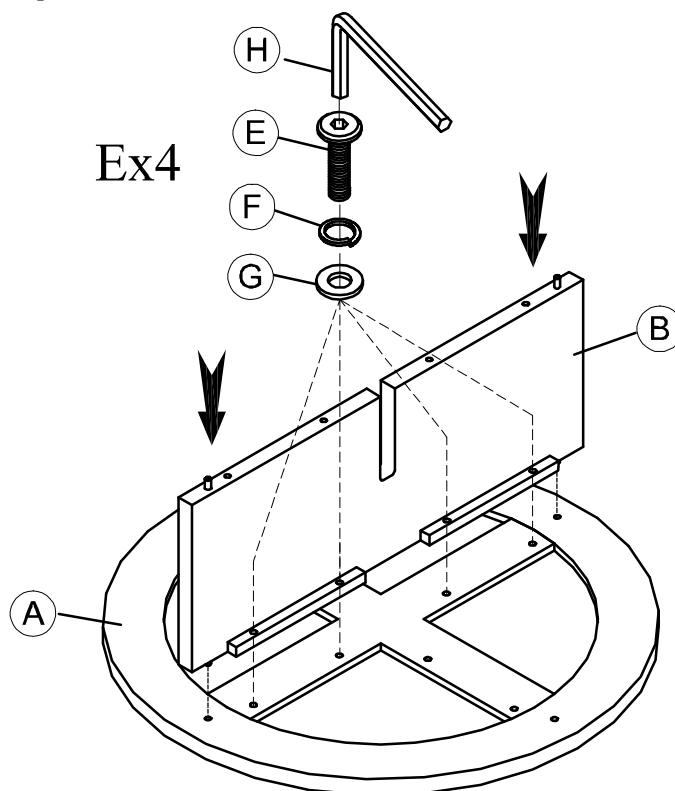


18802
Cocktail Table

Components and Hardware List

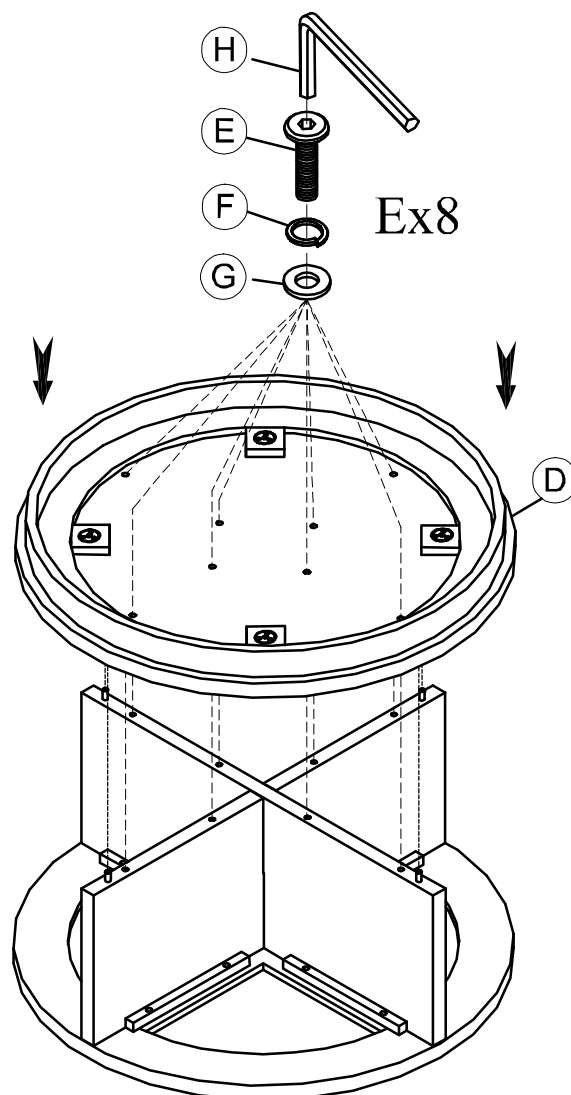
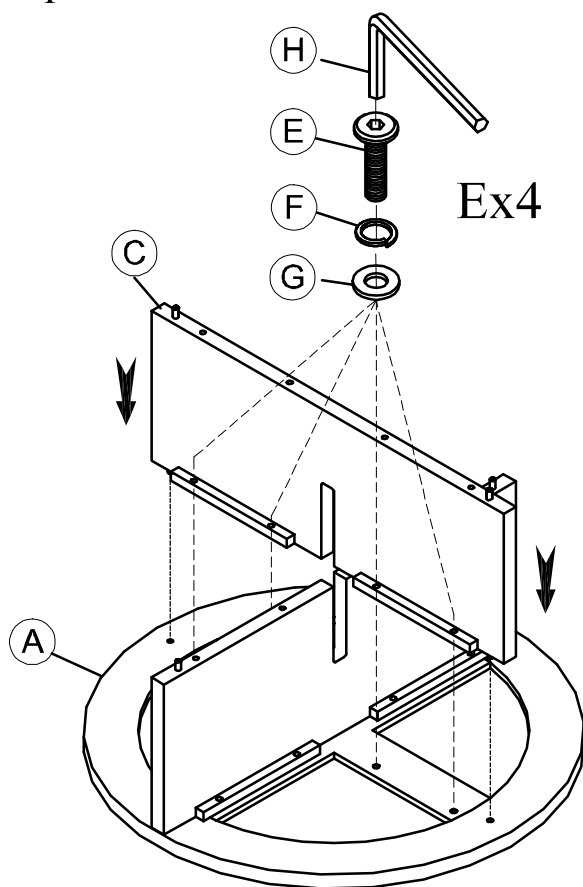
<p>Table Top</p>  <p>A 1 pc.</p>	<p>Partition (B)</p>  <p>B 1 pc.</p>	<p>Partition (C)</p>  <p>C 1 pc.</p>	<p>Bottom</p>  <p>D 1 pc.</p>	<p>Allen Head Bolt Ø5/16"-18 x 1-1/2"</p>  <p>E 16 pcs.</p>	<p>Spring Washer Ø5/16"</p>  <p>F 16 pcs.</p>	<p>Flat Washer Ø5/16"x 3/4"</p>  <p>G 16 pcs.</p>
<p>Allen Key 4 mm</p>  <p>H 1 pc.</p>	<p>Caster</p>  <p>I 4 pcs.</p>	<p>Open Wrench</p>  <p>J 1 pc.</p>				

Step 1 : Do not fully tighten the bolts

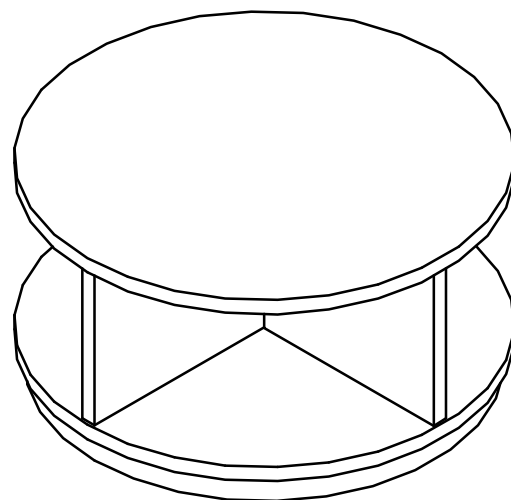
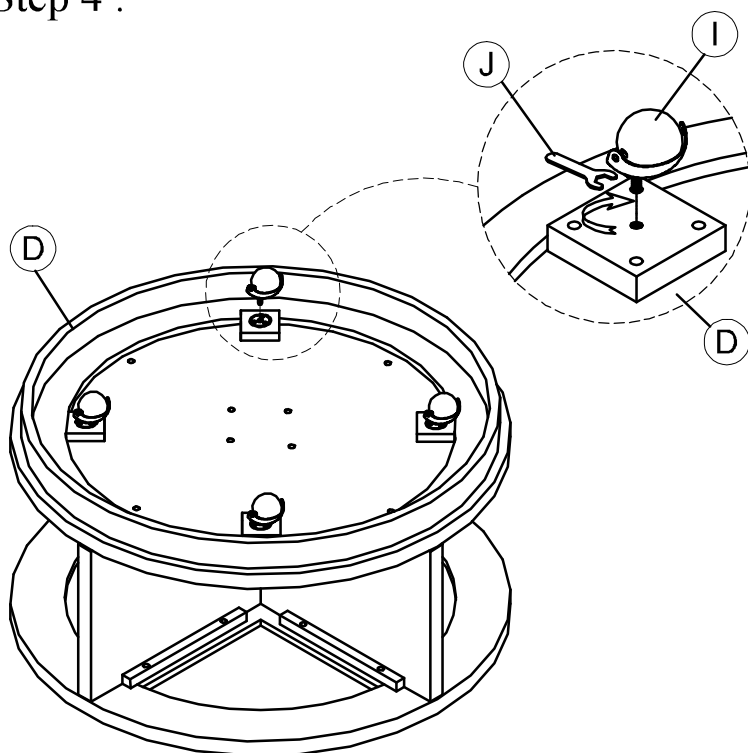


Step 2 :

Step 3 : Using the Allen key to tighten all bolts



Step 4 :



Assembly is completed

The casters provide an element of convenient mobility, however, to prevent possible damage to some types of flooring, never roll casters on unprotected hardwood or vinyl flooring.